



































# Returned Peace Corps Volunteers of Washington, D.C. (RPCV/w) 2010 membership survey

1. Did you serve in the Peace Corps?			Response Percent	Response Count
Yes and I reached close-of-service.			93.5%	449
Yes but my tour was interrupted or was not long enough to have a close-of-service.			6.0%	29
No, but I'm married to a returned Peace Corps volunteer.			0.0%	0
No.			0.4%	2
<b>answered question</b>				<b>480</b>
<b>skipped question</b>				<b>0</b>

2. Where did you serve in the Peace Corps? (If you served in two or more regions, click all that apply.)			Response Percent	Response Count
Central America/Mexico			15.2%	72
South America			12.9%	61
Caribbean			6.8%	32
Eastern Europe/Central Asia			20.1%	95
East Asia			6.1%	29
<b>Africa</b>			<b>38.5%</b>	<b>182</b>
Pacific Islands			3.8%	18
<b>answered question</b>				<b>473</b>
<b>skipped question</b>				<b>7</b>

3. What year did you finish your most recent term of service in the Peace Corps?















	Response Percent	Response Count
1962	0.2%	1
1963	0.0%	0
1964	1.3%	6
1965	1.0%	5
1966	1.9%	9
1967	1.7%	8
1968	1.0%	5
1969	0.8%	4
1970	1.3%	6
1971	0.8%	4
1972	0.2%	1
1973	0.0%	0
1974	0.2%	1
1975	0.8%	4
1976	0.6%	3
1977	0.4%	2
1978	0.4%	2
1979	1.3%	6
1980	0.2%	1
1981	0.8%	4
1982	0.6%	3
1983	0.8%	4
1984	1.3%	6
1985	0.4%	2
1986	0.8%	4













1987		0.8%	4
1988		0.4%	2
1989		1.0%	5
1990		0.4%	2
1991		1.5%	7
1992		0.8%	4
1993		1.7%	8
1994		1.3%	6
1995		1.3%	6
1996		2.3%	11
1997		3.1%	15
1998		2.3%	11
1999		2.3%	11
2000		3.8%	18
2001		5.0%	24
2002		5.4%	26
2003		4.8%	23
2004		5.8%	28
<b>2005</b>		<b>10.4%</b>	<b>50</b>
2006		5.4%	26
2007		6.7%	32
2008		7.5%	36
2009		6.0%	29
2010		1.0%	5

***answered question*** 480

***skipped question*** 0

4. If you served more than one tour in the Peace Corps, what year did you finish you first tour?


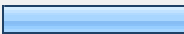
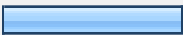

	Response Percent	Response Count
1962	0.0%	0
1963	0.0%	0
1964	0.0%	0
1965 	2.2%	1
1966 	6.5%	3
1967 	2.2%	1
1968	0.0%	0
1969 	2.2%	1
1970 	2.2%	1
1971 	2.2%	1
1972	0.0%	0
1973 	2.2%	1
1974 	4.3%	2
1975	0.0%	0
1976 	2.2%	1
1977 	2.2%	1
1978	0.0%	0
1979 	6.5%	3
1980	0.0%	0
1981	0.0%	0
1982	0.0%	0
1983	0.0%	0
<b>1984</b> 	<b>8.7%</b>	<b>4</b>
1985 	2.2%	1
1986 	2.2%	1

1987		0.0%	0
1988		0.0%	0
1989		4.3%	2
1990		0.0%	0
1991		0.0%	0
1992		2.2%	1
1993		2.2%	1
1994		4.3%	2
1995		2.2%	1
1996		0.0%	0
1997		0.0%	0
1998		0.0%	0
1999		2.2%	1
2000		0.0%	0
2001		6.5%	3
2002		4.3%	2
<b>2003</b>		<b>8.7%</b>	<b>4</b>
2004		6.5%	3
2005		0.0%	0
2006		0.0%	0
2007		6.5%	3
2008		2.2%	1
2009		0.0%	0
2010		0.0%	0




***answered question*** 46

***skipped question*** 434



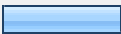
**5. Are you a dues paying member (\$15 a year) of the Returned Peace Corps Volunteers of Washington, D.C. (RPCV/w)?**

	Response Percent	Response Count
Yes 	38.1%	182
No I am not, but I was. 	27.2%	130
No 	26.8%	128
I don't know 	7.9%	38
<b>answered question</b>		<b>478</b>
<b>skipped question</b>		<b>2</b>

**6. Are you a recently-returned RPCV/w member? (RPCVs can get their first year of RPCV/w free if they sign up within a year of finishing their service.)**

	Response Percent	Response Count
Yes 	7.8%	37
No 	90.5%	427
I don't know 	1.7%	8
<b>answered question</b>		<b>472</b>
<b>skipped question</b>		<b>8</b>

**7. Are you a member of the National Peace Corps Association?**


	Response Percent	Response Count
Yes 	44.9%	214
No 	37.7%	180
I don't know 	17.4%	83
<b>answered question</b>		<b>477</b>
<b>skipped question</b>		<b>3</b>

**8. How many years have you been a RPCV/w member? Indicate the total number of membership years, excluding any period when it lapsed.**

		Response Percent	Response Count
Less than one year		20.8%	54
<b>1-2 years</b>		<b>40.4%</b>	<b>105</b>
2-4 years		17.3%	45
4-8 years		14.2%	37
8-15 years		3.8%	10
more than 15 years		3.5%	9
<b>answered question</b>			<b>260</b>
<b>skipped question</b>			<b>220</b>

**9. Why did you join RPCV/w? (Click as many that apply.)**

		Response Percent	Response Count
<b>To socialize with other returned volunteers</b>		<b>75.2%</b>	<b>200</b>
To network with other returned volunteers		69.5%	185
To financially support RPCV/w or its projects and events		17.3%	46
The membership was free		35.3%	94
Other (please specify)		12.8%	34
<b>answered question</b>			<b>266</b>
<b>skipped question</b>			<b>214</b>

10. How long were you a member of RPCV/w?			Response Percent	Response Count
1-2 years			45.2%	131
2-3 years			11.7%	34
3-4 years			5.9%	17
4-6 years			4.1%	12
6-10 years			1.7%	5
10 or more years			2.4%	7
Not sure			29.0%	84
<b><i>answered question</i></b>				<b>290</b>
<b><i>skipped question</i></b>				<b>190</b>

11. Why did you allow your RPCV/w membership to expire?		Response Count
		172
<b><i>answered question</i></b>		<b>172</b>
<b><i>skipped question</i></b>		<b>308</b>

12. How do you stay informed about RPCV/w and its events and activities? (click all that apply)

	Response Percent	Response Count
RPCV/w Twitter feed	1.9%	9
RPCV/w Facebook page	15.1%	70
<b>Weekly RPCV/w email list</b>	<b>78.5%</b>	<b>365</b>
Through Peace Corps headquarters or Returned Volunteer Services	8.0%	37
Quarterly RPCV/w newsletter	18.7%	87
Visiting RPCV/w web site	12.3%	57
Word of mouth or friends	29.2%	136
Other (please specify)	8.2%	38
<i>answered question</i>		<b>465</b>
<i>skipped question</i>		<b>15</b>

13. How many RPCV/w events or activities have you attended in the last 12 months?

	Response Percent	Response Count
<b>none</b>	<b>57.4%</b>	<b>267</b>
one	17.8%	83
two	9.7%	45
three	5.6%	26
four	3.2%	15
five or more	6.2%	29
<i>answered question</i>		<b>465</b>
<i>skipped question</i>		<b>15</b>

14. If you attended an event or activity in the last 12 months, which one(s)? (click all that apply)






	Response Percent	Response Count
Happy hour(s)	61.6%	125
Holiday party	38.9%	79
Summer barbecue	24.6%	50
Cherry blossom picnic	8.4%	17
Inaugural parade	10.3%	21
Volunteer activity	11.3%	23
Cooking class	2.5%	5
Networking event	20.7%	42
Other events or activities (please specify)	18.2%	37
<i>answered question</i>		<b>203</b>
<i>skipped question</i>		<b>277</b>

15. I feel that RPCV/w events and activities...

	Are in convenient places for me to attend	Are inclusive for people my age	Are affordable to me	Are relevant to me	Response Count
Yes	47.0% (118)	59.0% (148)	<b>85.7% (215)</b>	33.5% (84)	251
Sometimes	65.4% (157)	37.9% (91)	28.3% (68)	<b>73.3% (176)</b>	240
No	41.3% (33)	37.5% (30)	3.8% (3)	<b>43.8% (35)</b>	80
I don't know	31.7% (20)	<b>84.1% (53)</b>	47.6% (30)	36.5% (23)	63
<i>answered question</i>					<b>330</b>
<i>skipped question</i>					<b>150</b>




16. What do you enjoy about RPCV/w events and activities?		Response Count
		174
	<i>answered question</i>	174
	<i>skipped question</i>	306

17. How could RPCV/w events and activities be improved?		Response Count
		165
	<i>answered question</i>	165
	<i>skipped question</i>	315




18. How well do you think RPCV/w serves the needs and interests of local returned Peace Corps volunteers?			Response Percent	Response Count
Very well			11.9%	52
Well			42.3%	185
OK			39.8%	174
Not so well			5.3%	23
Poorly			0.7%	3
	Please explain your choice			202
	<i>answered question</i>			437
	<i>skipped question</i>			43

19. What are the strengths of RPCV/w? What does it do well?		Response Count
		178
	<i>answered question</i>	178
	<i>skipped question</i>	302












20. What are the weaknesses of RPCV/w? What could it do better?		Response Count
		146
	<i>answered question</i>	146
	<i>skipped question</i>	334

21. Are you interested in being contacted about helping RPCV/w commemorate the 50th anniversary of Peace Corps beginning in September 2011?			Response Percent	Response Count
Yes			43.5%	183
Maybe			32.5%	137
No			24.0%	101
		<i>answered question</i>		421
		<i>skipped question</i>		59










**22. Are you interested in volunteering for RPCV/w?**

	Response Percent	Response Count
yes 	19.9%	82
<b>maybe</b> 	<b>41.7%</b>	<b>172</b>
no 	38.3%	158
if yes or maybe, please explain what you might like to do		135
<b>answered question</b>		<b>412</b>
<b>skipped question</b>		<b>68</b>



**23. What is your age?**

	Response Percent	Response Count
21-25 	4.7%	20
<b>26-30</b> 	<b>23.4%</b>	<b>100</b>
<b>31-35</b> 	<b>23.4%</b>	<b>100</b>
36-40 	12.1%	52
41-45 	7.0%	30
46-50 	6.5%	28
51-55 	4.4%	19
56-60 	2.6%	11
61-65 	5.8%	25
65-70 	7.2%	31
71 or older 	2.8%	12
<b>answered question</b>		<b>428</b>
<b>skipped question</b>		<b>52</b>

**24. What is your annual household income?**

	Response Percent	Response Count
\$20,000 or less 	11.7%	39
\$20,001 to \$40,000 	7.2%	24
<b>\$40,001 to \$60,000 </b>	<b>25.0%</b>	<b>83</b>
\$60,001 to \$80,000 	14.5%	48
\$80,001 to \$100,000 	14.8%	49
\$100,001 to \$125,000 	12.0%	40
\$125,001 to \$150,000 	5.4%	18
\$150,001 to \$200,000 	6.6%	22
\$200,001 to \$500,000 	2.7%	9
\$500,001 or more	0.0%	0
<b><i>answered question</i></b>		<b>332</b>
<b><i>skipped question</i></b>		<b>148</b>

**25. Do you have children?**

	Response Percent	Response Count
Yes 	24.5%	105
<b>No </b>	<b>75.5%</b>	<b>323</b>
If yes, how many?		98
<b><i>answered question</i></b>		<b>428</b>
<b><i>skipped question</i></b>		<b>52</b>

**26. Where do you live?**

	Response Percent	Response Count
City/Town: <input type="text"/>	98.4%	421
State: <input type="text"/>	100.0%	428
ZIP: <input type="text"/>	100.0%	428
	<i>answered question</i>	428
	<i>skipped question</i>	52

**27. If you would like to be part of the drawing to receive a \$25 gift card from Amazon.com, please enter your contact information. (It will be kept confidential.) Three people who complete the survey will receive a gift card.**

	Response Percent	Response Count
Email Address: <input type="text"/>	99.7%	305
Phone Number: <input type="text"/>	88.2%	270
	<i>answered question</i>	306
	<i>skipped question</i>	174